

Model 959CB

Remote Control Security Transmitter

OWNER'S MANUAL

Features:

- This Remote Control Security Transmitter can be used with most Chamberlain garage door openers sold since 1987. This includes "Smart" openers as well as openers with 9 switch-settable codes. (It is not compatible with 8 switch-settable codes.) This transmitter can be used as a replacement for, or in addition to, most older style transmitters.
- *Personalized codes:* Up to 3900 possible combinations. Code can be easily changed. Different codes can be programmed for use with more than one "Smart" opener.
- *Flexible code length:* Codes can be 2, 3, 4, or 5 digits.
- *Power Supply:* 9 volt battery.

Operation:

To activate the opener, press the numbers for your security code and then press ENTER. The buttons will blink for 15 seconds after the code is transmitted. During that time, the door can be stopped or reversed by pressing ENTER again.

If you accidentally press a wrong number, press ENTER and start again. For convenient operation in the dark, the buttons will light when any button is pressed.

Setting the code:

The opener and transmitter must be set to the same code before they will work together. If you have a "Smart" opener (with controls resembling Figure 3, below right), it will learn any code you choose. Just follow the numbered instructions below.

If you have a "Smart" opener and also wish to continue using older transmitters (the kind with a red light on the front and switches inside for setting the code), then you must choose a 4-digit code. Follow the numbered instructions below to teach your opener the code you choose, then use the instructions on the other side to set the switches inside your older transmitters to work with this new code.

If you have an older style opener which has switches for setting the code, then skip the instructions below. Follow the instructions on the other side to set the switches inside your opener.

1. Decide on a 2, 3, 4 or 5 digit code using numbers from 0 to 9. Numbers may be used more than once (for example, 4, 0, 4, 1). Numbers that share the same button produce the same code (i.e., 1 and 2, 3 and 4, etc.).
2. Press the selected digits on the transmitter buttons. (Do not pause for more than 10 seconds, or the button light will turn off and you will have to begin again.) Then press the ENTER button and hold it down. (Do not hold it for more than two minutes.)
3. **While holding the ENTER button, press and release the "Smart" button on the opener end panel** (see Figure 3). The green indicator light on the opener will flash and the door may move. Release the ENTER button on the transmitter. To stop or reverse the door press ENTER again.

Now the opener will operate whenever the transmitter code followed by the ENTER button is pressed.

If you have any other transmitters, test to make sure they can open the door. If they are the old style with a red light, reprogram them according to the instructions on the other side.

To change codes at any time, repeat steps 1-3.

To comply with FCC/IC rules, adjustment or modification of receiver and/or transmitter is prohibited, except for changing the code setting and replacing the transmitter battery. THERE ARE NO OTHER USER SERVICEABLE PARTS.



WARNING

Children operating or playing with a garage door opener can injure themselves or others. The garage door could close and cause serious injury or death. Do not allow children to operate the wall push button(s) or remote control(s).

A moving garage door could injure or kill someone under it. Activate the opener only when you can see the door clearly, it is free of obstructions, and is properly adjusted.

Battery:

The 9 volt battery should produce power for at least one year. As long as there is adequate power, the buttons will illuminate and the opener will operate when the code followed by the ENTER key is pressed. Replace the battery when button illumination becomes dim.

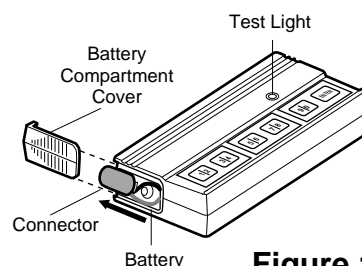
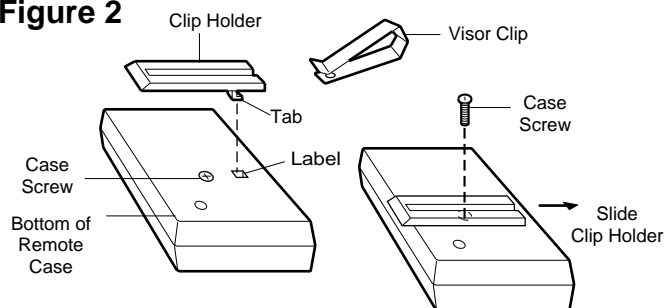


Figure 1

To change the battery, remove the battery compartment cover and unsnap the connector (see Figure 1). Remove the battery and replace with a fresh 9V alkaline battery only. Snap the connector onto the new battery and replace the compartment cover.

Figure 2

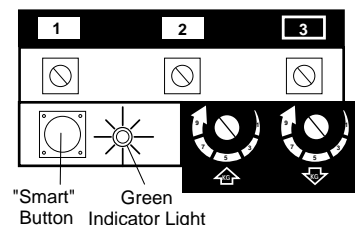


To attach the transmitter to your car visor:

- Remove the visor clip from the clip holder.
- Remove the case screw. Insert tab on clip holder through circular label and into case (Figure 2). Slide clip holder forward.
- Replace the case screw (do not overtighten). Slide visor clip onto clip holder.

Figure 3

Representative
Garage Door Opener
with "Smart" Button



CODE MATCHING PROCEDURE FOR USE WITH OLDER TRANSMITTERS /OPENERS (WITH RED TEST LIGHTS)

Code Switch Selection

The Remote Control Security Transmitter has no switches inside, but some older transmitters and openers do. In order for them to work together, you must set the switches in the older devices to match the security code you choose.

First, decide on a 4-digit number code. Write the number in the 4 blank boxes above the chart.

Look at the first digit you have chosen, on the left. Follow the arrow *straight down* until you find that number in the chart, directly below the box. (Remember that there are two numbers on each transmitter button, so 1|2 means 1 or 2, 3|4 means 3 or 4, etc.) Put your finger on that spot.

Now look at the second digit you have chosen. Follow the second arrow *straight down the shaded column* until you find that number *in the same section as the first one*. Put a check mark next to those numbers. (For example, if your first number is 1 and your second number is 0, then you should have marked the row that contains 1|2 - 9|0.)

In the row you just marked, there are three symbols on the right side. They are some combination of +, 0, and - . Copy these symbols straight downward into the first three blank boxes (labeled 1, 2, 3) below the chart.

Now repeat the procedure. Go back above the chart and find the third digit you chose. Follow the dotted line down the right hand chart until you find that number. Then take the fourth digit and follow the second dotted line down the shaded column until you find that number *in the same section as the third one*. Put two check marks in that row.

Now copy this set of symbols down into boxes 4, 5, 6 below the chart. Boxes 7, 8, 9 are already filled in because these settings are always the same.

Code Switch Setting

The chart with nine symbols shows how to set the code switches in any transmitter or opener. To find the switches on a red light transmitter, see Figure 4 below. To find the switches on an older style opener, see its instructions or call our toll-free number for assistance.

The switches are a tiny block of nine 3-position switches which are marked 1 through 9 and + 0 -. Use a pen point or other small tool to set the switches to match the settings at the bottom of the worksheet.

After reassembly, test all transmitters to be sure they open the door.

| | | | |
|----------------------|----------------------|----------------------|----------------------|
| <input type="text"/> | <input type="text"/> | <input type="text"/> | <input type="text"/> |
| 1 2 | 3 4 | 5 6 | 7 8 |
| 9 0 | 1 2 | 3 4 | 5 6 |
| 7 8 | 9 0 | 1 2 | 3 4 |
| 5 6 | 7 8 | 9 0 | 1 2 |
| 3 4 | 5 6 | 7 8 | 9 0 |
| 1 2 | 3 4 | 5 6 | 7 8 |
| 9 0 | 1 2 | 3 4 | 5 6 |
| 7 8 | 9 0 | 1 2 | 3 4 |
| 5 6 | 7 8 | 9 0 | 1 2 |
| 3 4 | 5 6 | 7 8 | 9 0 |
| 1 2 | 3 4 | 5 6 | 7 8 |
| 9 0 | 1 2 | 3 4 | 5 6 |
| 7 8 | 9 0 | 1 2 | 3 4 |
| 5 6 | 7 8 | 9 0 | 1 2 |
| 3 4 | 5 6 | 7 8 | 9 0 |
| 1 2 | 3 4 | 5 6 | 7 8 |
| 9 0 | 1 2 | 3 4 | 5 6 |
| 7 8 | 9 0 | 1 2 | 3 4 |
| 5 6 | 7 8 | 9 0 | 1 2 |
| 3 4 | 5 6 | 7 8 | 9 0 |
| 1 2 | 3 4 | 5 6 | 7 8 |
| 9 0 | 1 2 | 3 4 | 5 6 |
| 7 8 | 9 0 | 1 2 | 3 4 |
| 5 6 | 7 8 | 9 0 | 1 2 |
| 3 4 | 5 6 | 7 8 | 9 0 |
| 1 2 | 3 4 | 5 6 | 7 8 |
| 9 0 | 1 2 | 3 4 | 5 6 |
| 7 8 | 9 0 | 1 2 | 3 4 |
| 5 6 | 7 8 | 9 0 | 1 2 |
| 3 4 | 5 6 | 7 8 | 9 0 |
| 1 2 | 3 4 | 5 6 | 7 8 |
| 9 0 | 1 2 | 3 4 | 5 6 |
| 7 8 | 9 0 | 1 2 | 3 4 |
| 5 6 | 7 8 | 9 0 | 1 2 |
| 3 4 | 5 6 | 7 8 | 9 0 |
| 1 2 | 3 4 | 5 6 | 7 8 |
| 9 0 | 1 2 | 3 4 | 5 6 |
| 7 8 | 9 0 | 1 2 | 3 4 |
| 5 6 | 7 8 | 9 0 | 1 2 |
| 3 4 | 5 6 | 7 8 | 9 0 |
| 1 2 | 3 4 | 5 6 | 7 8 |
| 9 0 | 1 2 | 3 4 | 5 6 |
| 7 8 | 9 0 | 1 2 | 3 4 |
| 5 6 | 7 8 | 9 0 | 1 2 |
| 3 4 | 5 6 | 7 8 | 9 0 |
| 1 2 | 3 4 | 5 6 | 7 8 |
| 9 0 | 1 2 | 3 4 | 5 6 |
| 7 8 | 9 0 | 1 2 | 3 4 |
| 5 6 | 7 8 | 9 0 | 1 2 |
| 3 4 | 5 6 | 7 8 | 9 0 |
| 1 2 | 3 4 | 5 6 | 7 8 |
| 9 0 | 1 2 | 3 4 | 5 6 |
| 7 8 | 9 0 | 1 2 | 3 4 |
| 5 6 | 7 8 | 9 0 | 1 2 |
| 3 4 | 5 6 | 7 8 | 9 0 |
| 1 2 | 3 4 | 5 6 | 7 8 |
| 9 0 | 1 2 | 3 4 | 5 6 |
| 7 8 | 9 0 | 1 2 | 3 4 |
| 5 6 | 7 8 | 9 0 | 1 2 |
| 3 4 | 5 6 | 7 8 | 9 0 |
| 1 2 | 3 4 | 5 6 | 7 8 |
| 9 0 | 1 2 | 3 4 | 5 6 |
| 7 8 | 9 0 | 1 2 | 3 4 |
| 5 6 | 7 8 | 9 0 | 1 2 |
| 3 4 | 5 6 | 7 8 | 9 0 |
| 1 2 | 3 4 | 5 6 | 7 8 |
| 9 0 | 1 2 | 3 4 | 5 6 |
| 7 8 | 9 0 | 1 2 | 3 4 |
| 5 6 | 7 8 | 9 0 | 1 2 |
| 3 4 | 5 6 | 7 8 | 9 0 |
| 1 2 | 3 4 | 5 6 | 7 8 |
| 9 0 | 1 2 | 3 4 | 5 6 |
| 7 8 | 9 0 | 1 2 | 3 4 |
| 5 6 | 7 8 | 9 0 | 1 2 |
| 3 4 | 5 6 | 7 8 | 9 0 |
| 1 2 | 3 4 | 5 6 | 7 8 |
| 9 0 | 1 2 | 3 4 | 5 6 |
| 7 8 | 9 0 | 1 2 | 3 4 |
| 5 6 | 7 8 | 9 0 | 1 2 |
| 3 4 | 5 6 | 7 8 | 9 0 |
| 1 2 | 3 4 | 5 6 | 7 8 |
| 9 0 | 1 2 | 3 4 | 5 6 |
| 7 8 | 9 0 | 1 2 | 3 4 |
| 5 6 | 7 8 | 9 0 | 1 2 |
| 3 4 | 5 6 | 7 8 | 9 0 |
| 1 2 | 3 4 | 5 6 | 7 8 |
| 9 0 | 1 2 | 3 4 | 5 6 |
| 7 8 | 9 0 | 1 2 | 3 4 |
| 5 6 | 7 8 | 9 0 | 1 2 |
| 3 4 | 5 6 | 7 8 | 9 0 |
| 1 2 | 3 4 | 5 6 | 7 8 |
| 9 0 | 1 2 | 3 4 | 5 6 |
| 7 8 | 9 0 | 1 2 | 3 4 |
| 5 6 | 7 8 | 9 0 | 1 2 |
| 3 4 | 5 6 | 7 8 | 9 0 |
| 1 2 | 3 4 | 5 6 | 7 8 |
| 9 0 | 1 2 | 3 4 | 5 6 |
| 7 8 | 9 0 | 1 2 | 3 4 |
| 5 6 | 7 8 | 9 0 | 1 2 |
| 3 4 | 5 6 | 7 8 | 9 0 |
| 1 2 | 3 4 | 5 6 | 7 8 |
| 9 0 | 1 2 | 3 4 | 5 6 |
| 7 8 | 9 0 | 1 2 | 3 4 |
| 5 6 | 7 8 | 9 0 | 1 2 |
| 3 4 | 5 6 | 7 8 | 9 0 |
| 1 2 | 3 4 | 5 6 | 7 8 |
| 9 0 | 1 2 | 3 4 | 5 6 |
| 7 8 | 9 0 | 1 2 | 3 4 |
| 5 6 | 7 8 | 9 0 | 1 2 |
| 3 4 | 5 6 | 7 8 | 9 0 |
| 1 2 | 3 4 | 5 6 | 7 8 |
| 9 0 | 1 2 | 3 4 | 5 6 |
| 7 8 | 9 0 | 1 2 | 3 4 |
| 5 6 | 7 8 | 9 0 | 1 2 |
| 3 4 | 5 6 | 7 8 | 9 0 |
| 1 2 | 3 4 | 5 6 | 7 8 |
| 9 0 | 1 2 | 3 4 | 5 6 |
| 7 8 | 9 0 | 1 2 | 3 4 |
| 5 6 | 7 8 | 9 0 | 1 2 |
| 3 4 | 5 6 | 7 8 | 9 0 |
| 1 2 | 3 4 | 5 6 | 7 8 |
| 9 0 | 1 2 | 3 4 | 5 6 |
| 7 8 | 9 0 | 1 2 | 3 4 |
| 5 6 | 7 8 | 9 0 | 1 2 |
| 3 4 | 5 6 | 7 8 | 9 0 |
| 1 2 | 3 4 | 5 6 | 7 8 |
| 9 0 | 1 2 | 3 4 | 5 6 |
| 7 8 | 9 0 | 1 2 | 3 4 |
| 5 6 | 7 8 | 9 0 | 1 2 |
| 3 4 | 5 6 | 7 8 | 9 0 |
| 1 2 | 3 4 | 5 6 | 7 8 |
| 9 0 | 1 2 | 3 4 | 5 6 |
| 7 8 | 9 0 | 1 2 | 3 4 |
| 5 6 | 7 8 | 9 0 | 1 2 |
| 3 4 | 5 6 | 7 8 | 9 0 |
| 1 2 | 3 4 | 5 6 | 7 8 |
| 9 0 | 1 2 | 3 4 | 5 6 |
| 7 8 | 9 0 | 1 2 | 3 4 |
| 5 6 | 7 8 | 9 0 | 1 2 |
| 3 4 | 5 6 | 7 8 | 9 0 |
| 1 2 | 3 4 | 5 6 | 7 8 |
| 9 0 | 1 2 | 3 4 | 5 6 |
| 7 8 | 9 0 | 1 2 | 3 4 |
| 5 6 | 7 8 | 9 0 | 1 2 |
| 3 4 | 5 6 | 7 8 | 9 0 |
| 1 2 | 3 4 | 5 6 | 7 8 |
| 9 0 | 1 2 | 3 4 | 5 6 |
| 7 8 | 9 0 | 1 2 | 3 4 |
| 5 6 | 7 8 | 9 0 | 1 2 |
| 3 4 | 5 6 | 7 8 | 9 0 |
| 1 2 | 3 4 | 5 6 | 7 8 |
| 9 0 | 1 2 | 3 4 | 5 6 |
| 7 8 | 9 0 | 1 2 | 3 4 |
| 5 6 | 7 8 | 9 0 | 1 2 |
| 3 4 | 5 6 | 7 8 | 9 0 |
| 1 2 | 3 4 | 5 6 | 7 8 |
| 9 0 | 1 2 | 3 4 | 5 6 |
| 7 8 | 9 0 | 1 2 | 3 4 |
| 5 6 | 7 8 | 9 0 | 1 2 |
| 3 4 | 5 6 | 7 8 | 9 0 |
| 1 2 | 3 4 | 5 6 | 7 8 |
| 9 0 | 1 2 | 3 4 | 5 6 |
| 7 8 | 9 0 | 1 2 | 3 4 |
| 5 6 | 7 8 | 9 0 | 1 2 |
| 3 4 | 5 6 | 7 8 | 9 0 |
| 1 2 | 3 4 | 5 6 | 7 8 |
| 9 0 | 1 2 | 3 4 | 5 6 |
| 7 8 | 9 0 | 1 2 | 3 4 |
| 5 6 | 7 8 | 9 0 | 1 2 |
| 3 4 | 5 6 | 7 8 | 9 0 |
| 1 2 | 3 4 | 5 6 | 7 8 |
| 9 0 | 1 2 | 3 4 | 5 6 |
| 7 8 | 9 0 | 1 2 | 3 4 |
| 5 6 | 7 8 | 9 0 | 1 2 |
| 3 4 | 5 6 | 7 8 | 9 0 |
| 1 2 | 3 4 | 5 6 | 7 8 |
| 9 0 | 1 2 | 3 4 | 5 6 |
| 7 8 | 9 0 | 1 2 | 3 4 |
| 5 6 | 7 8 | 9 0 | 1 2 |
| 3 4 | 5 6 | 7 8 | 9 0 |
| 1 2 | 3 4 | 5 6 | 7 8 |
| 9 0 | 1 2 | 3 4 | 5 6 |
| 7 8 | 9 0 | 1 2 | 3 4 |
| 5 6 | 7 8 | 9 0 | 1 2 |
| 3 4 | 5 6 | 7 8 | 9 0 |
| 1 2 | 3 4 | 5 6 | 7 8 |
| 9 0 | 1 2 | 3 4 | 5 6 |
| 7 8 | 9 0 | 1 2 | 3 4 |
| 5 6 | 7 8 | 9 0 | 1 2 |
| 3 4 | 5 6 | 7 8 | 9 0 |
| 1 2 | 3 4 | 5 6 | 7 8 |
| 9 0 | 1 2 | 3 4 | 5 6 |
| 7 8 | 9 0 | 1 2 | 3 4 |
| 5 6 | 7 8 | 9 0 | 1 2 |
| 3 4 | 5 6 | 7 8 | 9 0 |
| 1 2 | 3 4 | 5 6 | 7 8 |
| 9 0 | 1 2 | 3 4 | 5 6 |
| 7 8 | 9 0 | 1 2 | 3 4 |
| 5 6 | 7 8 | 9 0 | 1 2 |
| 3 4 | 5 6 | 7 8 | 9 0 |
| 1 2 | 3 4 | 5 6 | 7 8 |
| 9 0 | 1 2 | 3 4 | 5 6 |
| 7 8 | 9 0 | 1 2 | 3 4 |
| 5 6 | 7 8 | 9 0 | 1 2 |
| 3 4 | 5 6 | 7 8 | 9 0 |
| 1 2 | 3 4 | 5 6 | 7 8 |
| 9 0 | 1 2 | 3 4 | 5 6 |
| 7 8 | 9 0 | 1 2 | 3 4 |
| 5 6 | 7 8 | 9 0 | 1 2 |
| 3 4 | 5 6 | 7 8 | 9 0 |
| 1 2 | 3 4 | 5 6 | 7 8 |
| 9 0 | 1 2 | 3 4 | 5 6 |
| 7 8 | 9 0 | 1 2 | 3 4 |
| 5 6 | 7 8 | 9 0 | 1 2 |
| 3 4 | 5 6 | 7 8 | 9 0 |
| 1 2 | 3 4 | 5 6 | 7 8 |
| 9 0 | 1 2 | 3 4 | 5 6 |
| 7 8 | 9 0 | 1 2 | 3 4 |
| 5 6 | 7 8 | 9 0 | 1 2 |
| 3 4 | 5 6 | 7 8 | 9 0 |
| 1 2 | 3 4 | 5 6 | 7 8 |
| 9 0 | 1 2 | 3 4 | 5 6 |
| 7 8 | 9 0 | 1 2 | 3 4 |
| 5 6 | 7 8 | 9 0 | 1 2 |
| 3 4 | 5 6 | 7 8 | 9 0 |
| 1 2 | 3 4 | 5 6 | 7 8 |
| 9 0 | 1 2 | 3 4 | 5 6 |
| 7 8 | 9 0 | 1 2 | 3 4 |
| 5 6 | 7 8 | 9 0 | 1 2 |
| 3 4 | 5 6 | 7 8 | 9 0 |
| 1 2 | 3 4 | 5 6 | 7 8 |
| 9 0 | 1 2 | 3 4 | 5 6 |
| 7 8 | 9 0 | 1 2 | 3 4 |
| 5 6 | 7 8 | 9 0 | 1 2 |
| 3 4 | 5 6 | 7 8 | 9 0 |
| 1 2 | 3 4 | 5 6 | 7 8 |
| 9 0 | 1 2 | 3 4 | 5 6 |
| 7 8 | 9 0 | 1 2 | 3 4 |
| 5 6 | 7 8 | 9 0 | 1 2 |
| 3 4 | 5 6 | 7 8 | 9 0 |
| 1 2 | 3 4 | 5 6 | 7 8 |
| 9 0 | 1 2 | 3 4 | 5 6 |
| 7 8 | 9 0 | 1 2 | 3 4 |
| 5 6 | 7 8 | 9 0 | 1 2 |
| 3 4 | 5 6 | 7 8 | 9 0 |
| 1 2 | 3 4 | 5 6 | 7 8 |
| 9 0 | 1 2 | 3 4 | 5 6 |
| 7 8 | 9 0 | 1 2 | 3 4 |
| 5 6 | 7 8 | 9 0 | 1 2 |
| 3 4 | 5 6 | 7 8 | 9 0 |
| 1 2 | 3 4 | 5 6 | 7 8 |
| 9 0 | 1 2 | 3 4 | 5 6 |
| 7 8 | 9 0 | 1 2 | 3 4 |
| 5 6 | 7 8 | 9 0 | 1 2 |
| 3 4 | 5 6 | 7 8 | 9 0 |
| 1 2 | 3 4 | 5 6 | 7 8 |
| 9 0 | 1 2 | 3 4 | 5 6 |
| 7 8 | 9 0 | 1 2 | 3 4 |
| 5 6 | 7 8 | 9 0 | 1 2 |
| 3 4 | 5 6 | 7 8 | 9 0 |
| 1 2 | 3 4 | 5 6 | 7 8 |
| 9 0 | 1 2 | 3 4 | 5 6 |
| 7 8 | 9 0 | 1 2 | 3 4 |
| 5 6 | 7 8 | 9 0 | 1 2 |
| 3 4 | 5 6 | 7 8 | 9 0 |
| 1 2 | 3 4 | 5 6 | 7 8 |
| 9 0 | 1 2 | 3 4 | 5 6 |
| 7 8 | 9 0 | 1 2 | 3 4 |
| 5 6 | 7 8 | 9 0 | 1 2 |
| 3 4 | 5 6 | 7 8 | 9 0 |
| 1 2 | 3 4 | 5 6 | 7 8 |
| 9 0 | 1 2 | 3 4 | 5 6 |
| 7 8 | 9 0 | 1 2 | 3 4 |
| 5 6 | 7 8 | 9 0 | 1 2 |
| 3 4 | 5 6 | 7 8 | 9 0 |
| 1 2 | 3 4 | 5 6 | 7 8 |
| 9 0 | 1 2 | 3 4 | 5 6 |
| 7 8 | 9 0 | 1 2 | 3 4 |
| 5 6 | 7 8 | 9 0 | 1 2 |
| 3 4 | 5 6 | 7 8 | 9 0 |
| 1 2 | 3 4 | 5 6 | 7 8 |
| 9 0 | 1 2 | 3 4 | 5 6 |
| 7 8 | 9 0 | 1 2 | 3 4 |
| 5 6 | 7 8 | 9 0 | 1 2 |
| 3 4 | 5 6 | 7 8 | 9 0 |
| 1 2 | 3 4 | 5 6 | 7 8 |
| 9 0 | 1 2 | 3 4 | 5 6 |
| 7 8 | 9 0 | 1 2 | 3 4 |
| 5 6 | 7 8 | 9 0 | 1 2 |
| 3 4 | 5 6 | 7 8 | 9 0 |
| 1 2 | 3 4 | 5 6 | 7 8 |
| 9 0 | 1 2 | 3 4 | 5 6 |
| 7 8 | 9 0 | 1 2 | 3 4 |
| 5 6 | 7 8 | 9 0 | 1 2 |
| 3 4 | 5 6 | 7 8 | 9 0 |
| 1 2 | 3 4 | 5 6 | 7 8 |
| 9 0 | 1 2 | 3 4 | 5 6 |