

2-button Keychain Remote

Model R3-T2

1. INTRODUCTION

Thanks for purchasing the Skylink R3T2 keychain remote control. This remote allows you to operate up to 2 different Skylink's R3 series receivers.

In this package, you should find a keychain remote control, with a 3V lithium battery installed.



2-button
Keychain
Remote

3V Lithium
battery
(installed)

2. PROGRAMMING

In order for this remote to operate your receiver, you must "learn" this remote to your receiver. Please follow the instructions of the receiver to learn the remote control. If you have Model R3G receiver or R3R receiver, you can refer to the instructions below.

For R3G Receiver:

Add Remote Controls to auto assigned location

1. Press [ADD], the display will show [0 0 0], default memory location.
2. Press [ADD] again to select the memory location.
3. Press the button on the remote you would like to operate the receiver.
4. The receiver will emit 3 beeps and the remote if the remote is programmed.

The display will then show the next available memory location. Press [DISP] twice to exit or add other remote by pressing its button.

For R3R Receiver:


Learn remote control

1. Press and hold the learn button, red LED flashes
 2. Activate remote control by pressing the button you would like to operate the receiver, red LED on R3R will stop flashing and remain on when the remote is programmed.
- This confirms the remote is programmed to the receiver.

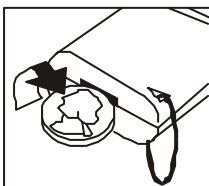
3. OPERATION

Press and hold the plastic case where it marks "PRESS" to activate the flash light.

Press the learned door button will activate the programmed receiver.




4. BATTERY REPLACEMENT



One 3 volt Lithium type (CR2032) battery is included.

Replacing the battery.

1. Open the case with a coin.
2. Slide the old battery away from the battery holder.
3. Slide in the new battery with the positive (+) side facing up.
4. Firmly close the case.



5. FCC

This device complies with Part 15 of the FCC Rules. Operation is subject to the following two conditions: (1) This device may not cause harmful interference, and (2) This device must accept any interference received, including interference that may cause undesired operation.

WARNING:

Changes or modifications to this unit not expressly approved by the party responsible for compliance could void the user's authority to operate the equipment.

NOTE:

This equipment has been tested and found to comply with the limits for a Class B digital device, pursuant to Part 15 of the FCC Rules. These limits are designed to provide reasonable protection against harmful interference in a residential installation. This equipment generates, uses and can radiate radio frequency energy and, if not installed and used in accordance with the instructions, may cause harmful interference to radio communications.

However, there is no guarantee that interference will not occur in a particular installation. If this equipment does cause harmful interference to radio or television reception, which can be determined by turning the equipment off and on, the user is encouraged to try to correct the interference by one or more of the following measures:

- Reorient or relocate the receiving antenna.
- Increase the separation between the equipment and receiver.
- Connect the equipment into an outlet on a circuit different from that to which the receiver is connected.
- Consult the dealer or an experienced radio/TV technician for help.

6. WARRANTY

If, within one year from date of purchase, this product should become defective (except battery), due to faulty workmanship or materials, it will be repaired or replaced, without charge. Proof of purchase and a Return Authorization are required.

7. CUSTOMER SERVICE

If you would like to order Skylink's products or have difficulty getting them to work, please :

1. visit our FAQ section at www.skylinkhome.com, or
 2. email us at support@skylinkhome.com, or
 3. call our toll free at 1-800-304-1187 from Monday to Friday, 9 am to 5 pm EST.
- Fax (800) 286-1320



CUSTOMER SERVICE

17 Sheard Avenue, Brampton, Ontario, Canada L6Y 1J3

Email: support@skylinkhome.com

<http://www.skylinkhome.com>

P/N. 101A445

©2006 SKYLINK GROUP