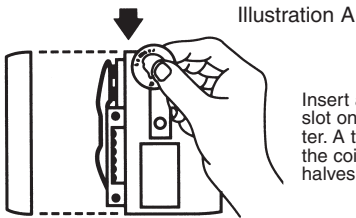




HOW TO SET YOUR OWN SECURITY CODE

TO SET CODE

Open the transmitter as shown.



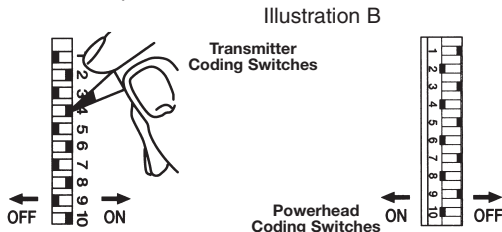
Insert a small coin in the slot on back of transmitter. A twisting motion with the coin will cause the two halves to separate.

Locate the coding switches on back of the door opener powerhead. Follow the instructions below that pertain to your powerhead coding design.

FOR 9- OR 10-POSITION "SWITCH" RECEIVERS

Match the position of each transmitter switch to the corresponding powerhead switch location.

Example: If switch #3 is toward the open/off position on the powerhead, its counterpart in the transmitter should also be in the open/off position. If #4 is in the closed/on position, the transmitter switch #4 should also be set to the closed/on position, etc.



If your powerhead has only nine switches, then place the transmitter's tenth switch in the open/off position.

Linear.

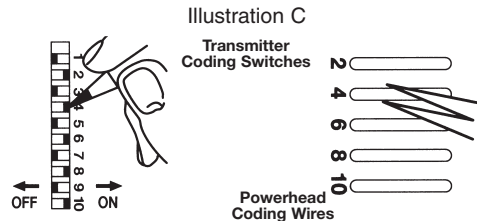
2055 Corte Del Nogal • Carlsbad, CA 92009

Need help? 1-800-528-4454

Visit our website: www.keepsafer.com

FOR "CLIP WIRE" RECEIVERS

Determine which wires if any have been clipped on your opener. When a coding wire is cut, the corresponding transmitter switch should be moved to the open/off position for proper coding. With no code wires cut on the opener, all even numbered transmitter switches should be pushed to the closed/on position and all odd numbered transmitter switches pushed to the open/off position.



INDICATOR LIGHT

Shows battery strength. If the light does not come on when pressing the transmitter button, check for a dead battery.

SUN-VISOR CLIP

To attach clip, slide it in the channel on back of transmitter until the knob on the transmitter fits into hole in the clip.

GARAGE DOOR OPENER APPLICATIONS

Works the door open/close feature on all Stanley Digital Door Openers and Radio Receivers manufactured since April, 1982 that use either Switches or Clip Wires for coding as shown in Illustrations B and C.

Note: This transmitter will not work with the Model 332.2014 Radio Receiver that uses the 331.1005, 331.1006, 331.1007 or 331.1087 Transmitter.



WARNING: BE SURE THAT GARAGE DOOR IS ALWAYS IN SIGHT BEFORE OPERATING OPENER. KEEP TRANSMITTER OUT OF REACH OF CHILDREN.